

# AM4115T-JV

**Brand:**

**Product Code:** AM4115T-JV








## Short Description

1.3 Megapixel resolution  
Switchable UV/IR LEDs  
20-200x magnification  
With exchangeable caps

## Description

The AM4115T-JV features both IR (~940nm) and UV (~395nm) LED lighting in a single device. The Dino-Lite Edge models provide superior image quality and a high level of flexibility due to the adaptable cap design.

---

 USB 2.0	 Adjustable ~20x - 220x	 Magnification lock
 1.3 megapixel 1280 x 1024	 Infrared LEDs ~ 940nm	 UV-LEDs 400 nm
 Switchable UV/IR LEDs	 Standard working distance	 Exchangeable cap

---

Multiple lighting options provide the ability to view magnified objects under normal external lighting sources such as white light or under near IR, or UV lighting by simply

switching from one to the other. The IR can be use in document examination and new enhanced UV system provides improved fluorescence contrasting for use in forensics, biomedical or machine vision applications.

**Working distance/field of view/depth of field**

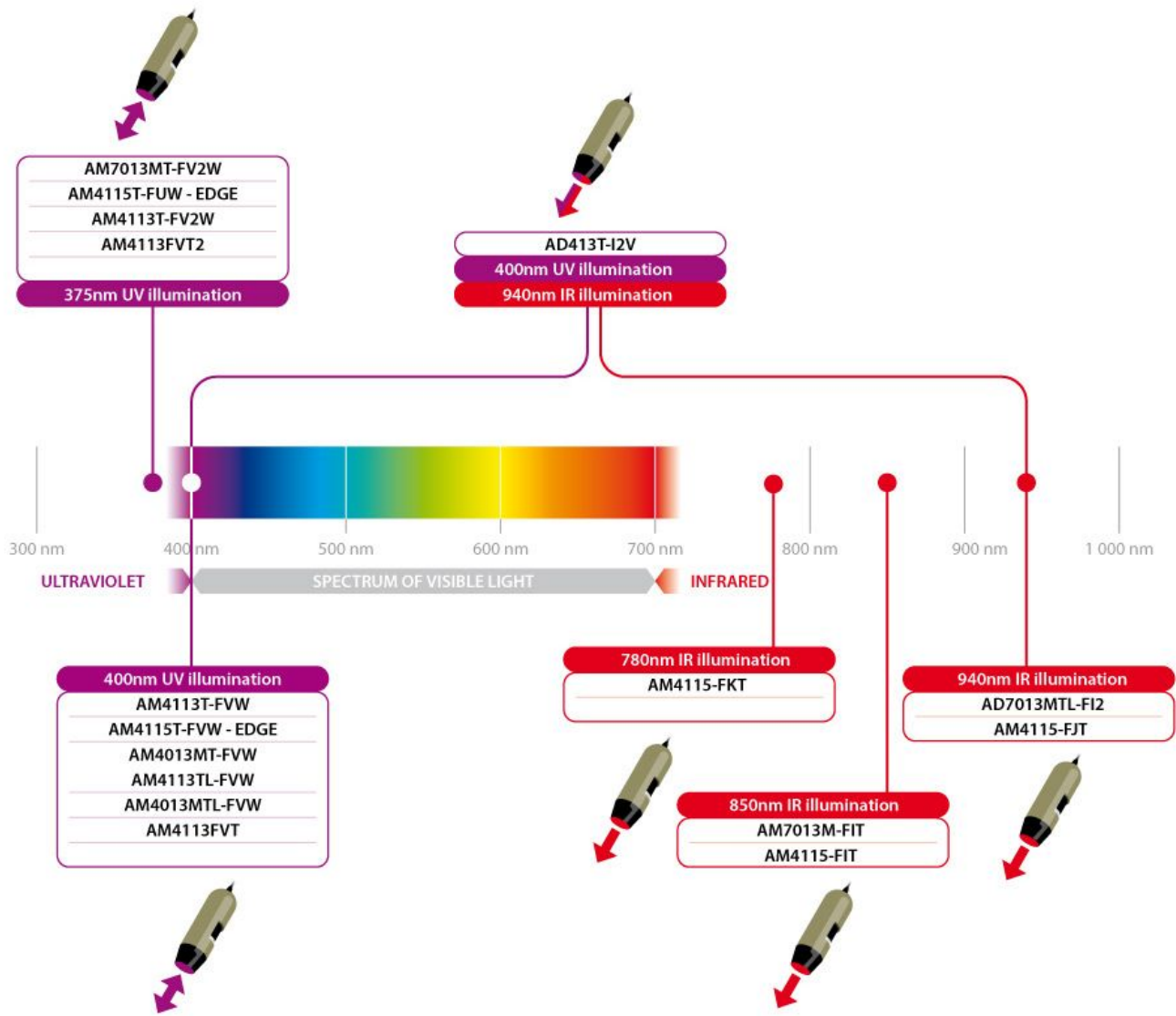
<b>MAGNIFICATI ON RATE</b>	<b>WORKING DISTANCE*</b>	<b>FIELD OF VIEW(X)</b>	<b>FIELD OF VIEW(Y)</b>	<b>DEPTH OF FIELD</b>
20	60.2	19.5	15.6	2.5
30	33.5	13	10.4	1.8
40	20.9	9.8	7.8	1.5
50	13.9	7.8	6.3	
60	9.7	6.5	5.2	
70	7.1	5.6	4.5	1.0
80	5.5	4.9	3.9	
90	4.5	4.3	3.5	
100	4.1	3.9	3.1	
110	4	3.6	2.8	
120	4.1	3.3	2.6	
130	4.5	3	2.4	
140	5	2.8	2.2	
150	5.6	2.6	2.1	
160	6.3	2.4	2	
170	7.1	2.3	1.8	
180	8	2.2	1.7	
190	8.9	2.1	1.6	
200	9.9	2	1.6	
210	10.9	1.9	1.5	
220	11.9	1.8	1.4	0.1

**Listed values  
may differ  
slightly**

**Unit = mm**

**Special Light**

Special Light:



## Specification

Lighting	
Light/ LED type	~395 nm UV + ~940 nm Infrared
Number of LEDs	4+4
LED on/off switchable:	Yes
Infrared filter	No
Diffuser available	No
Emission filter	No
Polarizer	No
Optics	
Magnification	20x ~ 220x
Macro zoom	No
Working distance	Standard
Lens type	Glass with anti-reflection coating
Sensor	

Sensor type	CMOS
Resolution	1.3 Megapixel (1280x1024)
Maximum frame rate	30 fps
<b>Compatibility</b>	
Interface	USB 2.0
Operating system	Windows 7, 8, 10 & 11, MacOS 10.9 and up
Software	DinoCapture 2.0 (Windows), DinoXscope (Mac OS)
Supported image formats (Windows)	BMP, GIF, PNG, JPG, TIF, RAS, PNM, TGA, PCX, MNG, WBMP, JP2, JPC, PGX
Supported video formats (Windows)	WMV, FLV, SWF
Supported image formats (MacOS)	JPEG, PNG
Supported video formats (MacOS)	MOV
Imaging standards	DirectShow, UVC
Wifi	Wireless-ready, requires the WF-10 WiFi streamer (optional)
<b>Housing</b>	
Housing material	Composite/ plastic housing
Magnification lock	Yes
Dimensions	10.5cm (L) x 3.2cm (D)
Weight	100g
Cable length	1.8m
<b>Features</b>	
Special feature	No
Measurement	Yes
Calibration	Yes
Microtouch sensor	Yes
ESD safe	No
<b>Information</b>	
Package contents	Microscope, carry pouch, software CD, calibration target, user manual
Warranty information	2 years European warranty
Regulatory approval	CE, FCC, ROHS
Price range	€600,00 - €800,00