

AM4115T-GFBW

Marke:

Artikelnummer: AM4115T-GFBW

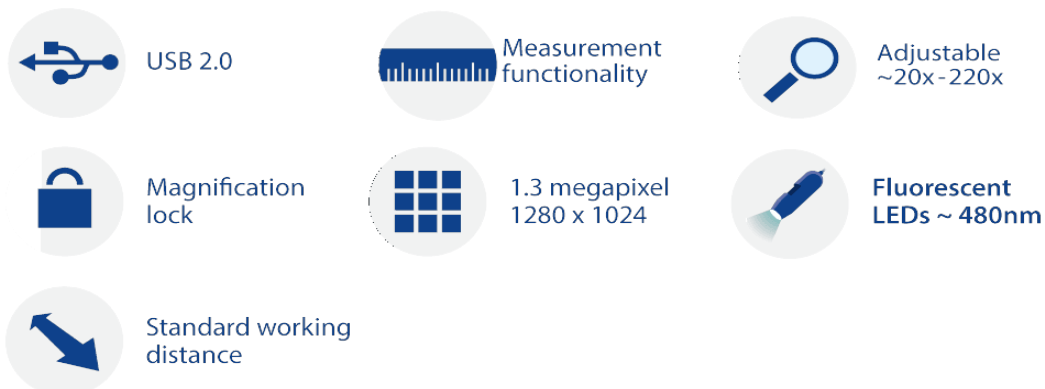


Short Description

1.3 Megapixel resolution
480nm excitation and 510nm emission filter
20-220x magnification
To observe GFP, FITC

Beschreibung

The Dino-Lite AM4115T-GFBW digital microscope is optimized for research and viewing fluorescent objects by using 480nm LEDs. It has a 510nm emission filter that is designed to observe including but not limited to GFP (green fluorescent protein).



Compared to the traditional fluorescence microscope's band-pass type of emission filters, the Dino-Lite's long-pass type emission filter provides visibility and sensitivity over a

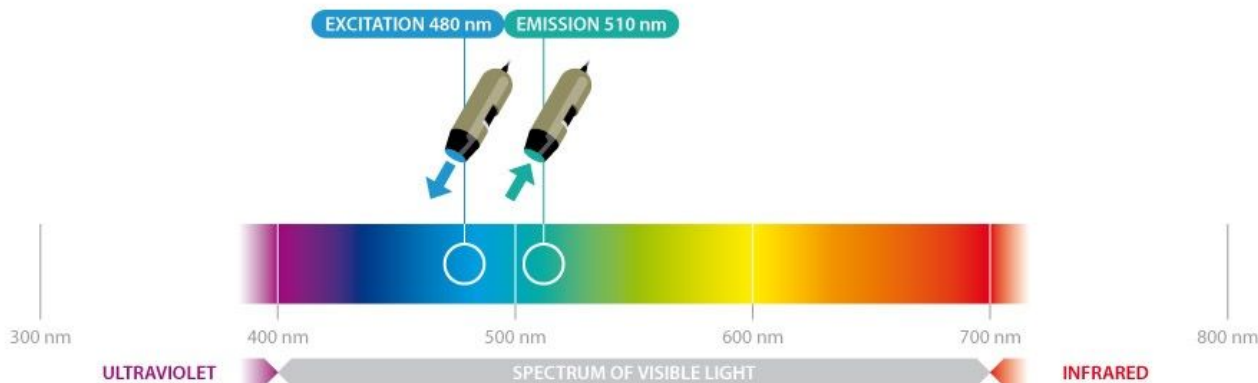
larger range of the fluorescence wavelength. Green fluorescent objects pop out under the microscope and you can clearly see its green glow. The AM4115T-GFBW has the capability of switching the light source from the 480nm excitation LED's to the white LED which is convenient for locating the object and obtaining an easy focus.

» *Special models available on request.*

Working distance/field of view/depth of field

MAGNIFICATION RATE	WORKING DISTANCE	FIELD OF VIEW(X)	FIELD OF VIEW(Y)	DEPTH OF FIELD
Listed values may differ slightly	* Without front cap			Unit = mm
20	60.2	19.5	15.6	2.5
30	33.5	13.0	10.4	1.8
40	20.9	9.8	7.8	1.5
50	13.9	7.8	6.3	-
60	9.7	6.5	5.2	-
70	7.1	5.6	4.5	1.0
80	5.5	4.9	3.9	-
90	4.5	4.3	3.5	-
100	4.1	3.9	3.1	-
110	4.0	3.6	2.8	-
120	4.1	3.3	2.6	-
130	4.5	3.0	2.4	-
140	5.0	2.8	2.2	-
150	5.6	2.6	2.1	-
160	6.3	2.4	2.0	-
170	7.1	2.3	1.8	-
180	8.0	2.2	1.7	-
190	8.9	2.1	1.6	-
200	9.9	2.0	1.6	-
210	10.9	1.9	1.5	-
220	11.9	1.8	1.4	0.1

Special Light




Spezifikation

Lighting	
Light/ LED type	480nm excitation + white
Number of LEDs	7 FL + 1 White
LED on/off switchable:	Yes
Infrared filter	No
Diffuser available	No
Emission filter	510nm, LP
Polarizer	No
Fluorophores	GFP, FITC
Optics	
Magnification	20x ~ 220x
Macro zoom	No
Working distance	Standard
Lens type	Glass with anti-reflection coating
Sensor	
Sensor type	CMOS
Resolution	1.3 Megapixel (1280x1024)
Maximum frame rate	30 fps
Compatibility	
Interface	USB 2.0
Operating system	Windows 7, 8, 10 & 11, MacOS 10.9 and up
Software	DinoCapture 2.0 (Windows), DinoXcope (Mac OS)
Supported image formats (Windows)	BMP, GIF, PNG, JPG, TIF, RAS, PNM, TGA, PCX, MNG, WBMP, JP2, JPC, PGX
Supported video formats (Windows)	WMV, FLV, SWF
Supported image formats (MacOS)	JPEG, PNG
Supported video formats	MOV

(MacOS)	
Imaging standards	DirectShow, UVC
Wifi	Wireless-ready, requires the WF-10 WiFi streamer (optional)
Housing	
Housing material	Composite/ plastic housing
Magnification lock	Yes
Dimensions	10.5cm (L) x 3.2cm (D)
Weight	100g
Cable length	1.8m
Features	
Special feature	No
Measurement	Yes
Calibration	Yes
Microtouch sensor	Yes
ESD safe	No
Information	
Package contents	Microscope, carry pouch, software CD, calibration target, user manual
Warranty information	2 years European warranty
Regulatory approval	CE, FCC, ROHS
Price range	€700,00 - €900,00

Product Gallery



B489 1280x1024 2011/12/10 12:50:36



B425 1280x1024 2011/12/10 10:27:22

