

AM4517MT-BFCW



Marke:

Artikelnummer: AM4517MT-BFCW

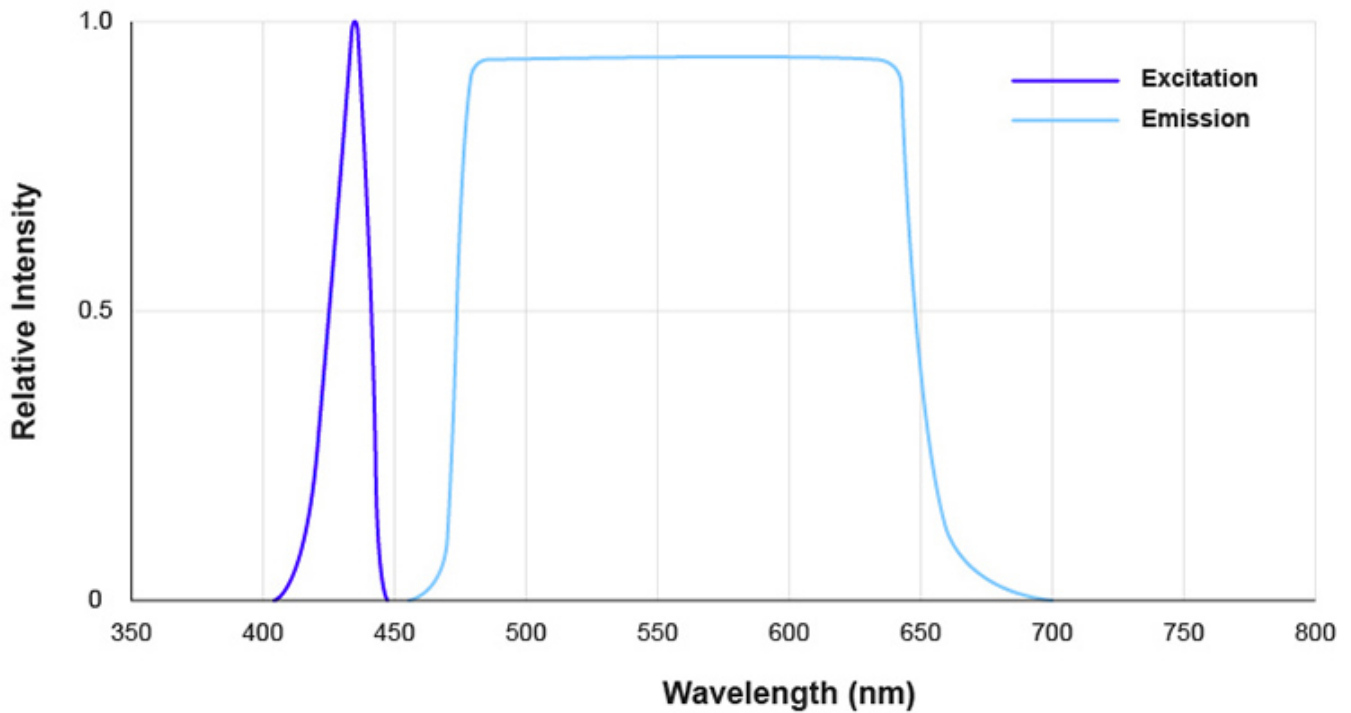
Short Description










1.3 Megapixel Edge sensor
High Sensitivity Sensor
Fluorescence
Automatic Magnification Readout (AMR)
Robust Metal Housing

Beschreibung

Detect a variety of fluorescence emissions with the AM4517MT-BFCW high-sensitivity 20x ~ 220x digital microscope. Equipped with 435 nm excitation lights and a 475 nm ~ 650 nm emission filter, this model captures clear images of samples labeled with fluorescent probes such as eCFP, Alexa Fluor 430, and Fura Red. This model features AMR to ease measurements.

Designed for precision fluorescence imaging, this system features a high-sensitivity sensor for detecting low fluorescence emissions, wide-ranging fluorescence detection with 435 nm excitation lights, and a 475–650 nm emission filter. A switchable white LED aids in target focusing, while Automatic Magnification Readout (AMR) ensures accurate measurements. Housed in a durable anodized aluminum alloy, it offers EMI shielding and resistance to impacts and abrasions.



 USB 2.0	 1,3 Megapixels 1280 x 1024	 Magnification lock
 Long working distance	 Exchangeable cap	 Automatic Magnification Reading (AMR)
 Extended Dynamic Range EDR	 Fluorescent LEDs	 Adjustable ~10-220x

The main features of the AM4517MT-BFCW are:

- 1.3 Megapixel
- High Sensitivity Sensor
- Wide-Ranging Fluorescence Detection
- Switchable White Light
- Automatic Magnification Readout (AMR)
- Robust Metal Housing

Optical Data Table

Magnification Rate	Working Distance *	Field of View(x)	Field of View(y)	Depth of Field
Listed values may differ slightly	* Without front cap			Unit = mm

20x	59.8	19.53	14.65	7.05
30x	33.1	13.02	9.77	3.36
40x	20.5	9.77	7.32	2.02
50x	13.4	7.81	5.86	1.38
60x	9.2	6.51	4.88	1.01
70x	6.7	5.58	4.19	0.79
80x	5.1	4.88	3.66	0.64
90x	4.1	4.34	3.26	0.53
100x	3.7	3.91	2.93	0.45
110x	3.6	3.55	2.66	0.39
120x	3.7	3.26	2.44	0.34
130x	4.1	3.01	2.25	0.30
140x	4.5	2.79	2.09	0.27
150x	5.2	2.60	1.95	0.25
160x	5.9	2.44	1.83	0.22
170x	6.7	2.30	1.72	0.21
180x	7.5	2.17	1.63	0.19
190x	8.5	2.06	1.54	0.18
200x	9.4	1.95	1.46	0.16
210x	10.5	1.86	1.40	0.15
220x	11.5	1.78	1.33	0.14

Spezifikation

Lighting	
Light/ LED type	Excitation (?peak: 435 nm), 7 LEDs White Light, 1 LED
Light/ LED type	2 years European warranty
Number of LEDs	8
Optics	
Magnification	20x ~ 220x
Sensor	
Resolution	1.3 Megapixel (1280 x 960)
Maximum frame rate	30 fps at 1.3 MP, MJPEG 30 fps at VGA, MJPEG
Compatibility	
Interface	USB 2.0
Operating system	Windows 10/11 macOS 10.14 or later
Supported image formats (Windows)	DinoCapture 2.0: BMP, PNG, TIF, JPG DinoCapture 3.0: BMP, PNG, TIF, JPG
Supported video formats (Windows)	DinoCapture 2.0: WMV, FLV, SWF DinoCapture 3.0: WMV, MP4
Supported image formats	DinoXcope: PNG, JPEG

(MacOS)	
Supported video formats (MacOS)	DinoXcope: MOV
Housing	
Magnification lock	Yes
Dimensions	104 mm (H) x 32 mm (D)
Weight	92 g
Cable length	1.8 m
Features	
Special feature	Automatic Magnification Readout (AMR)
Measurement	Yes
Calibration	Yes
Microtouch sensor	Yes
Information	
Package contents	Microscope, carry pouch, calibration target, user manual, N3C-C (Close Cap), N3C-E (Extended Open Cap), N3C-LB (Black Long Cap), N3C-OB (Black Open Cap)
Regulatory approval:	CE, FCC, ROHS
Price range	€1050,00 - €1250,00

Product Gallery

