

AM4517MT-CFVW

Marka:

Ürün Kodu: AM4517MT-CFVW



Short Description

1.3 Megapixel Edge sensor

High Sensitivity Sensor

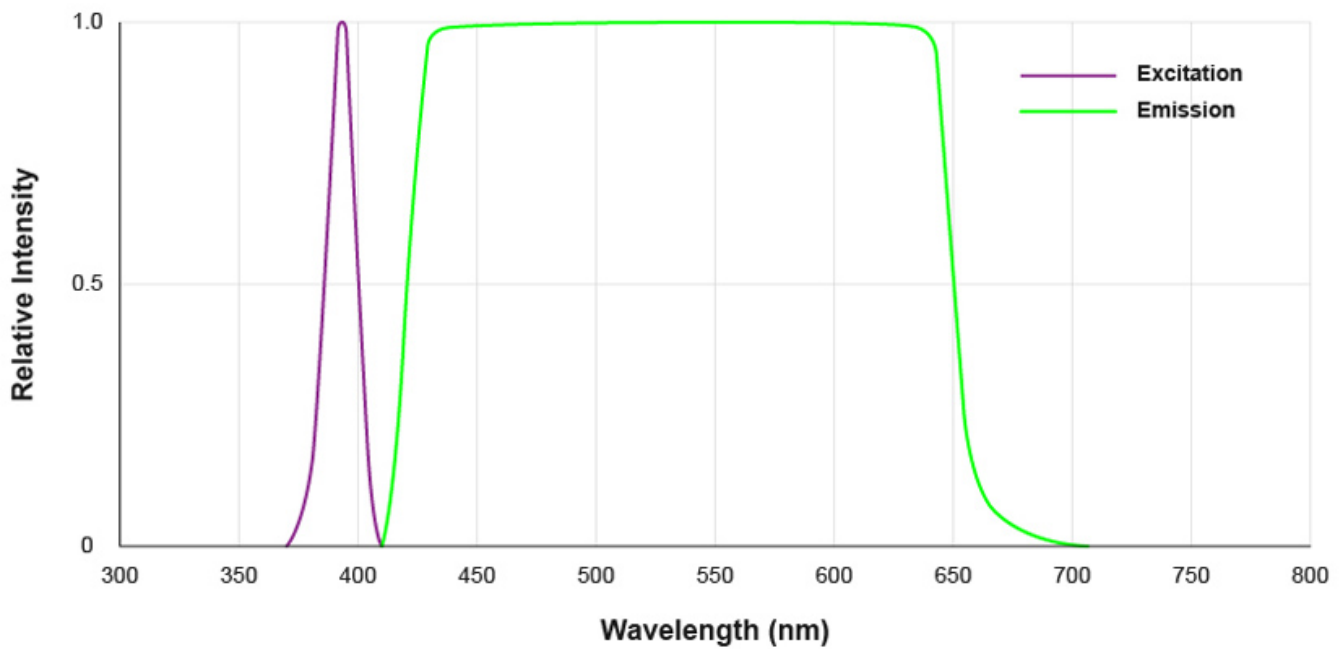
Fluorescence










Automatic Magnification Readout (AMR)

Robust Metal Housing

Açıklama

Detect a range of fluorophores from cyan to red with the AM4517MT-CFVW high-sensitivity 20x ~ 220x digital microscope. Using 400 nm excitation lights and a 420 nm ~ 650 nm emission filter, this model is suitable for a wide range of probes such as Hoechst 33342, GFP, and Alexa Fluor 405. This model features AMR to ease measurements.



 Adjustable ~20x-220x	 1,3 Megapixels 1280 x 960	
 USB 2.0	 Magnification lock	 Long working distance
 Exchangeable cap	 Automatic Magnification Reading (AMR)	 Extended Dynamic Range EDR
 Fluorescent LEDs		

The main features of the AM4517MT-CFVW are:

- 1.3 Megapixel
- High Sensitivity Sensor
- Wide-Ranging Fluorescence Detection
- Switchable White Light
- Automatic Magnification Readout (AMR)
- Robust Metal Housing

Optical Data Table

Magnification Rate	Working Distance *	Field of View(x)	Field of View(y)	Depth of Field
--------------------	--------------------	------------------	------------------	----------------

Listed values may differ slightly	* Without front cap			Unit = mm
20x	60.3	19.53	14.65	6.34
30x	33.6	13.02	9.77	3.03
40x	20.9	9.77	7.33	1.82
50x	13.9	7.81	5.86	1.24
60x	9.7	6.51	4.88	0.91
70x	7.1	5.58	4.19	0.71
80x	5.5	4.88	3.66	0.57
90x	4.0	4.34	3.26	0.47
100x	4.1	3.91	2.93	0.40
110x	3.6	3.55	2.66	0.35
120x	4.1	3.26	2.44	0.31
130x	4.5	3.01	2.25	0.27
140x	5.0	2.79	2.09	0.24
150x	5.6	2.60	1.95	0.22
160x	6.3	2.44	1.83	0.20
170x	7.1	2.30	1.72	0.18
180x	8.0	2.17	1.63	0.17
190x	8.9	2.06	1.54	0.16
200x	9.9	1.95	1.47	0.15
210x	10.9	1.86	1.40	0.14
220x	12.0	1.78	1.33	0.13