

AM4517MT-RFCW



Marka:

Ürün Kodu: AM4517MT-RFCW

Short Description

1.3 Megapixel Edge sensor

High Sensitivity Sensor

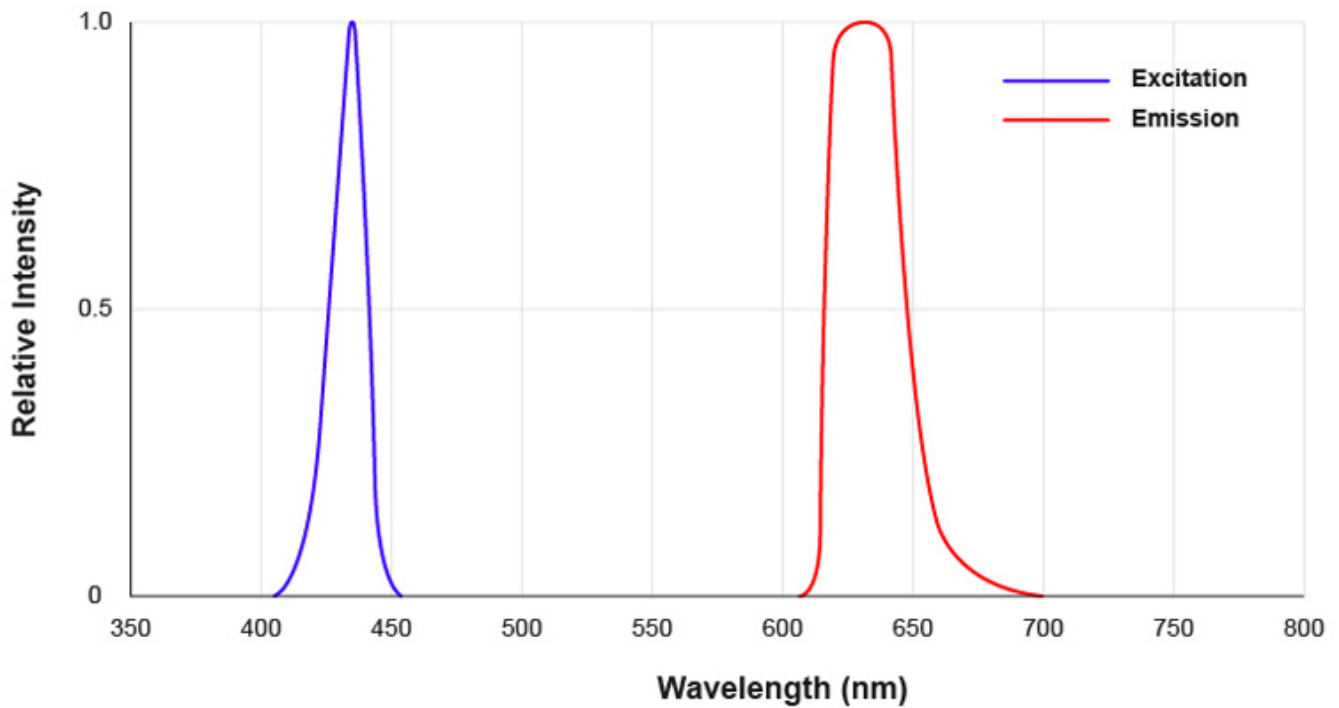
Large Stokes Shift (LSS) Red Fluorescence









Automatic Magnification Readout (AMR)

Robust Metal Housing

Açıklama

Detect red fluorescence excited by blue light with the AM4517MT-RFCW high-sensitivity 20x ~ 220x digital microscope. It features 435 nm excitation lights and a 615 nm ~ 650 nm emission filter, enabling visualization of fluorescence probes with large Stokes shifts, such as mKeima, FuraRed, and LSSmKate1. This model features AMR to ease measurements.



 USB 2.0	 Magnification lock	 Long working distance
 Exchangeable cap	 Automatic Magnification Reading (AMR)	 Fluorescent LEDs
 1,3 Megapixels 1280 x 960	 Adjustable ~20x-220x	

The main features of the AM4517MT-RFCW are:

- 1.3 Megapixel
- High Sensitivity Sensor
- —
- —
- Automatic Magnification Readout (AMR)
- Robust Metal Housing

Optical Data Table

Magnification (Mag)	Working Distance (WD) *	Field of View (FOV) x	Field of View (FOV) y	Depth of Field (DOF)
Listed values	* Without front			Unit = mm

**may differ
slightly**

cap

20x	59.8	19.53	14.65	7.05
30x	33.1	13.02	9.77	3.36
40x	20.5	9.77	7.32	2.02
50x	13.4	7.81	5.86	1.38
60x	9.2	6.51	4.88	1.01
70x	6.7	5.58	4.19	0.79
80x	5.1	4.88	3.66	0.64
90x	4.1	4.34	3.26	0.53
100x	3.7	3.91	2.93	0.45
110x	3.6	3.55	2.66	0.39
120x	3.7	3.26	2.44	0.34
130x	4.1	3.01	2.25	0.30
140x	4.5	2.79	2.09	0.27
150x	5.2	2.60	1.95	0.25
160x	5.9	2.44	1.83	0.22
170x	6.7	2.30	1.72	0.21
180x	7.5	2.17	1.63	0.19
190x	8.5	2.06	1.54	0.18
200x	9.4	1.95	1.46	0.16
210x	10.5	1.86	1.40	0.15
220x	11.5	1.78	1.33	0.14